

DIN 48x96 MICROPROCESS 5 DIGITAL COUNTER



FEATURES

- 5 digit, 0.56" (14.22mm) high display with negative sign and overflow indicators
- Accepts input rates up to 6KHz
- Bi-directional counting, up/down control
- Quadrature sensing (Up to 4 times resolution)
- Input scaling for built-in rate divider (1 to 9999)
- Programmable output operate type and output time delay (0.1~99.9 second)
- Full programmability of decimal point location and lead zero blanking
- Switch selectable to accept count pulses from a variety of source (TTL, CMOS, RLC sensors)

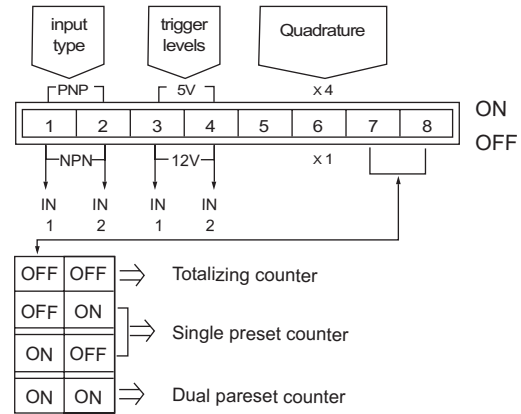
1. MODEL: PF - C - X

- X = 0: Totalizing counter
- X = 1: Single preset counter
- X = 2: Dual preset counter

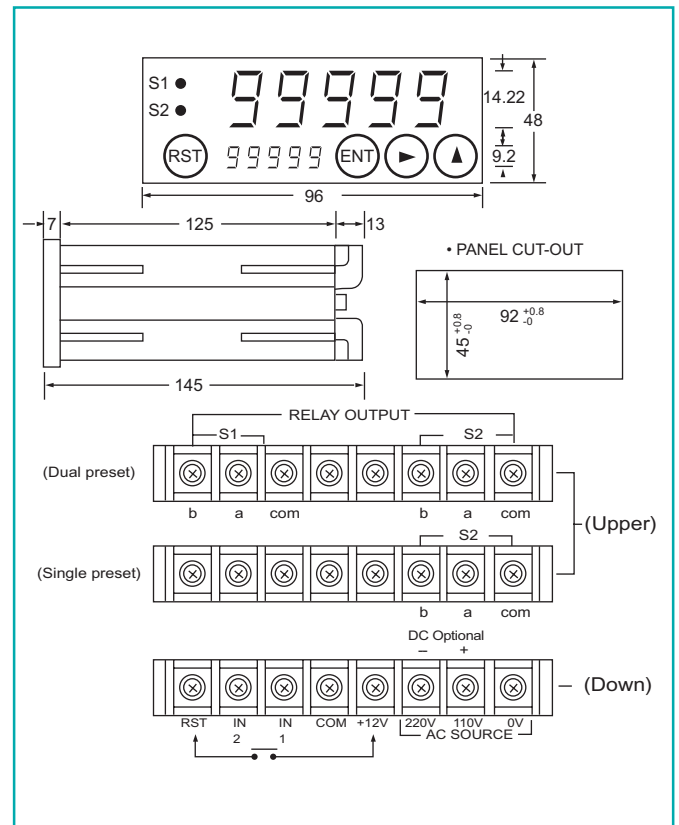
2. Specification

- Aux. power supply : AC110 & 220V $\pm 20\%$ (50 or 60Hz) $\pm 20\%$
Optional DC 12, 24, 48, 110, 220V
AC/DC 90~260V $\pm 10\%$)
- Sensor power supply : 12VDC $\pm 10\%$ ($\leq 60\text{mA}$)
- Count input type : Switch selectable current sourcing or current sinking
- Count input trigger levels : Switch selectable
Hi bias ($V_{IH}=7.5\text{V}$, $V_{IL}=5.5\text{V}$) or
Lo bias ($V_{IH}=3.7\text{V}$, $V_{IL}=2.0\text{V}$)
- Max. count rates : Uni- or Bi-directional modes (6KHz)
Quadrature modes (3KHz)
- Max. count range (preset range) : "-9999" to "99999"
- Count scale rates : Scale divider (1 to 9999)
- Over input indication : "ovEr"
- Display (count value) : Red high efficiency LEDs 14.22mm (0.56")
(preset value) : Red high efficiency LEDs 9.2mm (0.36")
- Polarity display : When input is negative, "-" displayed
- Output delay time : 0.1-99.9 second adjustable
- Output operate types : Single preset (eight type)
Dual preset (sixteen type)
- Relay contact output : AC 250V~3A, DC 30V~5A
- Memory : Non-volatile EEPROM memory
- Dielectric strength : 2KVac/1 min. (power/input/output)
- Operating condition : 0~50°C (20~90% RH non-condensed)
- Storage condition : 0~70°C (20~90% RH non-condensed)

3. Function switches (S1, S2)



4. Outside dimension and connection diagram



DIN 72x72 MICROPROCESS 4 DIGITAL COUNTER



FEATURES

- Accepts input rates 30 or 300 or 3000 CPS can be modified
- Four counting modes up, down, up/down, quadrature can be modified
- Input scaling multiplier (0.001 to 9.999)
- Programmable timed output (0.01~99.99 second)
- Decimal point can be modified
- Up and down key setting, easy to operate
- Count inhibit function (GATE control)

1. MODEL: PF - C724 - X X → X = R (Relay output),
X = O (Open collector output)

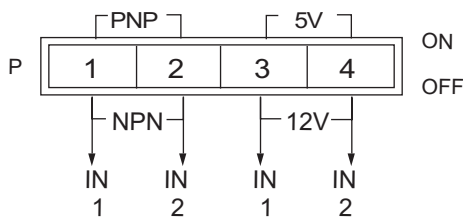
— 0 (non-alarm)
 — 1 (one-alarm)
 — 2 (two-alarm)

2. Specification

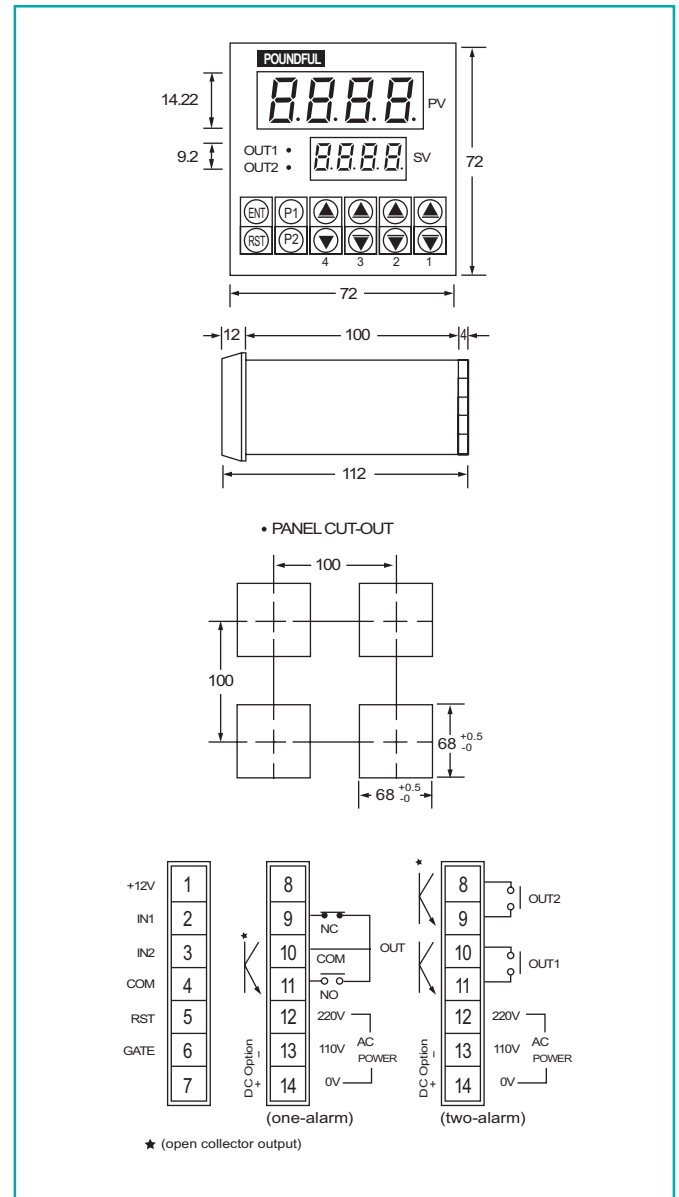
- Aux. power supply : AC 110/220V ±20% (50 or 60Hz)
(Optional DC 24, 48, 110, 220V ±20%
AC 90~260V ±10%
DC 24~70V ±20%)
- Count input trigger levels : Switch selectable
Hi bias ($V_{IH}=7.5V$, $V_{IL}=5.5$) or
Lo bias ($V_{IH}=3.7V$, $V_{IL}=2.0V$)
- Max. count rates : ≤3KHz (up, down, up/down mode)
≤1KHz (quadrature mode)
- Over input indication : "ovEr" and "-ovEr"
- Readout (compare) range : "-999" to "9999" adjustable
- Parameter setting : Touch switches
- Display count value : Red high efficiency LEDs 14.22mm
(0.56")
- Display preset value : Green high efficiency LEDs 9.2mm
(0.36")
- Output delay time : 0.01~99.99 second adjustable
- Output operate types : Manual (N) and automatic (R and C)
- Relay contact output : AC 250V~3A, DC 30V~5A
- Contactless output : Open collector, DC30V/60mA Max.
- Sensor power type : 12VDC ±10% (≤60mA)
- Memory type : Non-volatile EEPROM memory
- Dielectric strength : 2KVac/1 min. (power/input/output)
- Operating condition : 0~50°C (20~90% RH non-condensed)
- Storage condition : 0~70°C (20~90% RH non-condensed)

3. Function switches (S1, S2)

- P1, P2 → input type selection
- P3, P4 → input trigger level selection



4. Outside dimension and connection diagram



DIN 72x72 MICROPROCESS 6 DIGITAL COUNTER



FEATURES

- Readout range from -99999 to 999999
- Accepts input rates 30 or 300 or 3000 CPS can be modified
- Four counting modes up, down, up/down, quadrature can be modified
- Input scaling multiplier (0.00001 to 9.99999)
- Programmable timed output (0.01~99.99 second)
- Decimal point can be modified
- Up and down key setting, easy to operate
- Count inhibit function (GATE control)

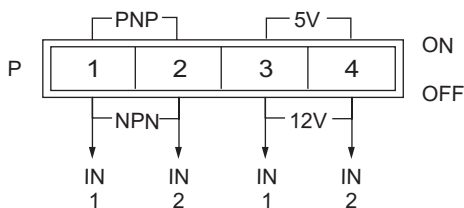
- 1. MODEL: PF - C726 -** X → X = R (Relay output),
X = O (Open collector output)
- 0 (non-alarm)
 - 1 (one-alarm)
 - 2 (two-alarm)

2. Specification

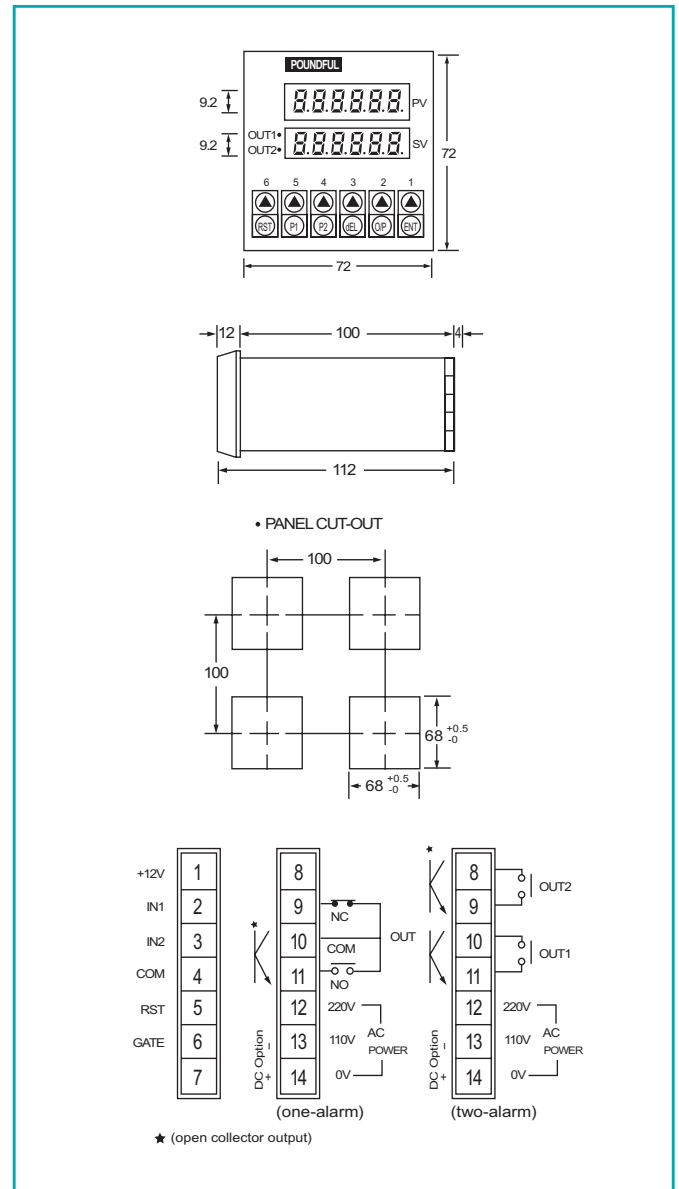
- Aux. power supply : AC 110&220V ±20% (50 or 60Hz)
(Optional DC 24, 48, 110, 220V ±20%)
AC 90~260V ±10%
DC 24~70V ±20%)
- Count input trigger levels : Switch selectable
Hi bias($V_{IH}=7.5V$, $V_{IL}=5.5$) or
Lo bias($V_{IH}=3.7V$, $V_{IL}=2.0V$)
- Max. count rates : ≤ 3KHz (up, down, up/down mode)
≤ 1KHz (quadrature mode)
- Over input indication : "ovEr"
- Readout (compare) range : "-99999" to "999999" adjustable
- Setting methods : Touch switches
- Display count value : Red high efficiency LEDs 9.2mm (0.36")
- Output delay time : 0.01~99.99 second adjustable
- Output operate types : Manual (N) and automatic (R and C)
- Relay contact output : AC 250V~3A, DC 30V~5A
- Contactless output : Open collector, DC 30V/60mA Max.
- Sensor power supply : 12VDC ±10% (≤60mA)
- Memory type : Non-volatile EEPROM memory
- Dielectric strength : 2KVac/1 min. (power/input/output)
- Operating condition : 0~50°C (20~90% RH non-condensed)
- Storage condition : 0~70°C (20~90% RH non-condensed)

3. Function switches

- P₁, P₂ → input type selection
- P₃, P₄ → input trigger level selection



4. Outside dimension and connection diagram



MICROPROCESS 6 DIGITAL AUTOMATION ORIENT CONTROLLER METER



FEATURES

- Readout range from -99999 to 999999
- Accepts input counting for quadrature sensing (up to 4 times resolution)
- Input scaling multiplier (0.00001 to 9.99999)
- Base counter value can be modified
- Compare hysteresis can be modified
- Three relay output function (A>B, A=B, A<B)
- Decimal point can be modified
- Up and down key setting, easy to operate

1. MODEL: PF - C726 - CC - → X= R (Relay Output)

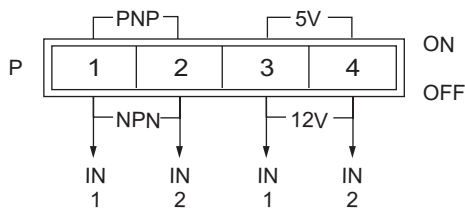
X= O (Open Collector Output)

2. Specification

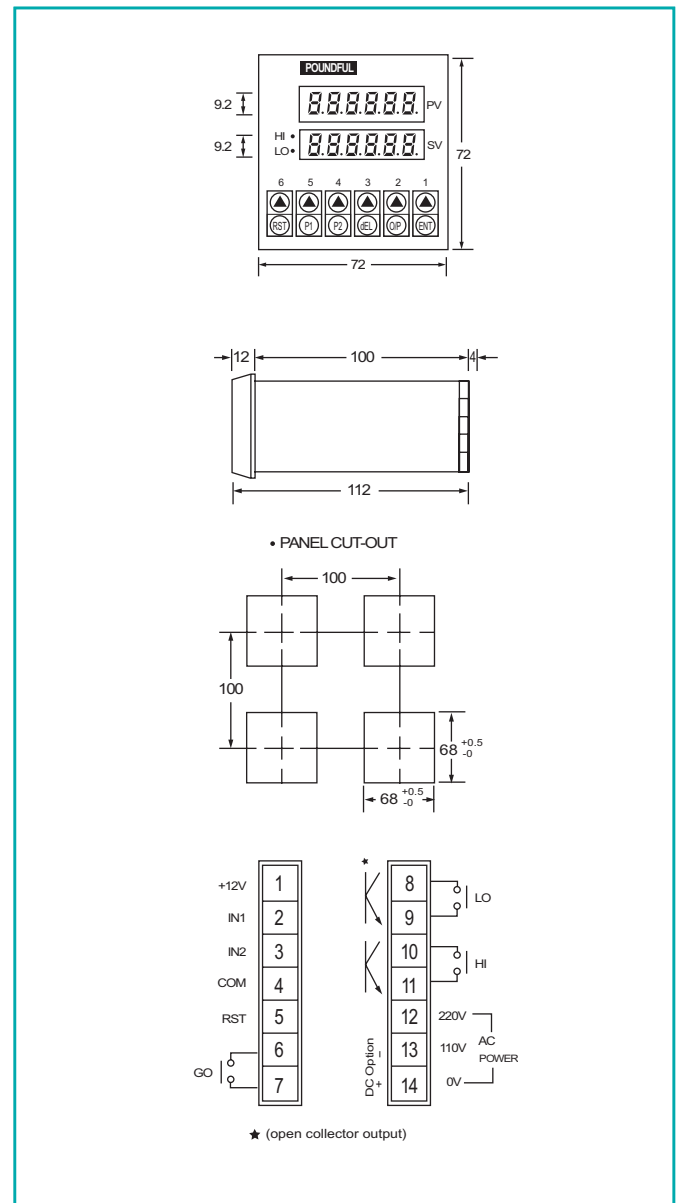
- Aux. power supply : AC110 & 220V ±20% (50 or 60Hz)
(Optional DC 24, 48, 110, 220V ±20%
AC 90~260V ±10%
DC 24~70V ±20%)
- Count input trigger levels : Switch selectable
Hi bias ($V_{IH}=7.5V$, $V_{IL}=5.5V$) or
Lo bias ($V_{IH}=3.7V$, $V_{IL}=2.0V$)
- Max. count rates : ≤ 500Hz
- Over input indication : "ovEr"
- Readout (compare) range : "-99999" to "999999"
- Base counter range : "-99999" to "999999"
- Compare hysteresis range: "0.00001" to "999999"
- Setting methods : Touch switches
- Display count value : Red high efficiency LEDs 9.2mm (0.36")
- Display preset value : Red high efficiency LEDs 9.2mm (0.36")
- Relay contact output : AC 250V~3A, DC 30V~5A
- Sensor power supply : 12VDC ±10% (≤60mA)
- Memory type : Non-volatile EEPROM memory
- Dielectric strength : 2KVac/1 min. (power/input/output)
- Operating condition : 0~50°C (20~90% RH non-condensed)
- Storage condition : 0~70°C (20~90% RH non-condensed)

3. Function switches (S1, S2)

- P₁, P₂ → input type selection
- P₃, P₄ → input trigger level selection



4. Outside dimension and connection diagram



MICROPROCESS 4 DIGITAL COUNTER (ONE-ALARM) & 6 DIGITAL TOTALIZER COUNTER



FEATURES

- Readout range from 0 to 9999 (counter), 0 to 999999 (totalizer counter)
- Accepts input rates 30 or 300 or 3000 CPS can be modified
- Input scaling divider 1 to 9999
- Totalizer counting modes can be modified (synchronize and un-synchronize)
- Programmable timed output (0.01 to 99.99 sec.)
- Output operate type can be modified manual (N) and automatic (R and C)
- Up and down key setting, easy to operate

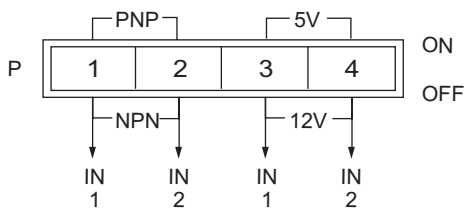
1. MODEL: PF - C726 - CT - X → X=R (Relay Output)
X=O (Open Collector Output)

2. Specification

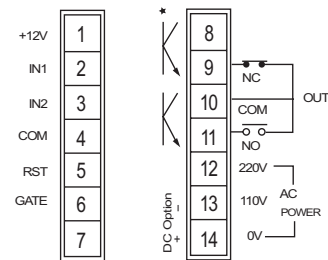
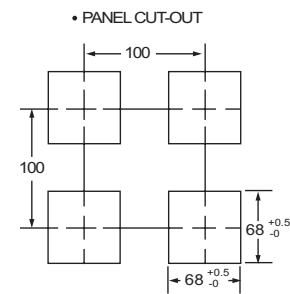
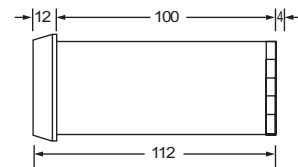
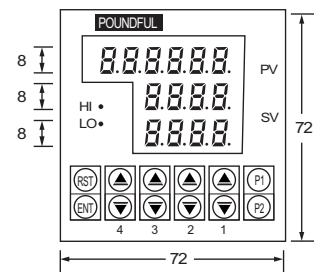
- Aux. power supply : AC 110 & 220V ±20% (50 or 60Hz)
(Optional DC 24, 48, 110, 220V ±20%)
AC 90~260V ±10%
DC 24~70V ±20%)
- Count input trigger levels : Switch selectable
Hi bias ($V_{IH}=7.5V$, $V_{IL}=5.5V$) or
Lo bias ($V_{IH}=3.7V$, $V_{IL}=2.0V$)
- Max. count rates : ≤ 3KHz
- Over input indication : "ovEr"
- Readout range : "0" to "9999" (counter)
"0" to "999999" (totalizer counter)
- Compare range : "0" to "9999"
- Setting methods : Touch switches
- Display count value : Red high efficiency LEDs high 8mm (0.31")
- Display preset value : Red high efficiency LEDs high 8mm (0.31")
- Output delay time : 0.01~99.99 second adjustable
- Output operate type : Manual (N) and automatic (R and C)
- Relay contact output : AC 250V~3A, DC 30V~5A
- Contactless output : Open collector, DC30V/60mA Max.
- Sensor power supply : 12VDC ±10% (≤60mA)
- Memory type : Non-volatile EEPROM memory
- Dielectric strength : 2KVac/1 min. (power/input/output)
- Operating condition : 0~50°C (20~90% RH non-condensed)
- Storage condition : 0~70°C (20~90% RH non-condensed)

3. Function switches

- P₁, P₂ → input type selection
- P₃, P₄ → input trigger level selection



4. Outside dimension and connection diagram



★ (open collector output)